

SAMSUNG

Smart Wireless Keyboard

VG-KBD1000



Smart Wireless Keyboard (VG-KBD1000)

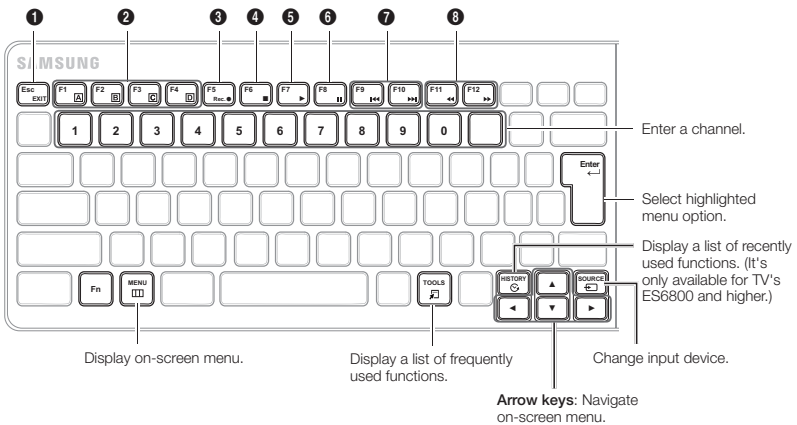
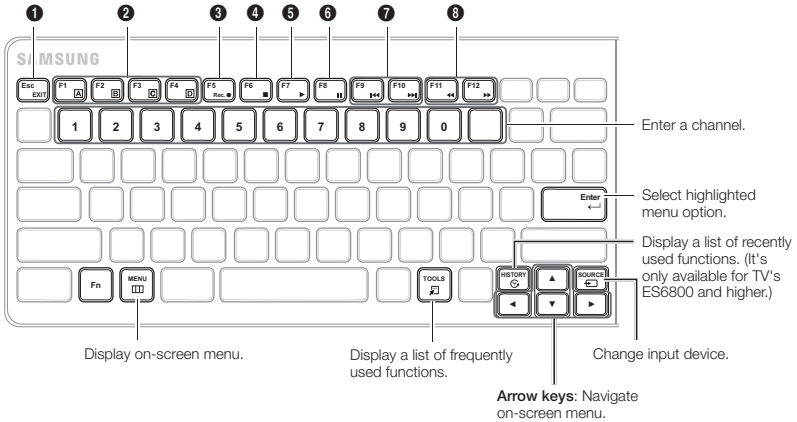
Accessories

- User manual
- Batteries (AA x 2)
- Warranty card

User manual

Front

Use the wireless keyboard as a remote control as described below.

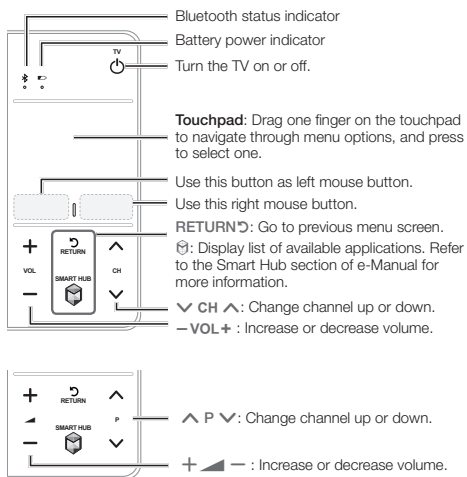




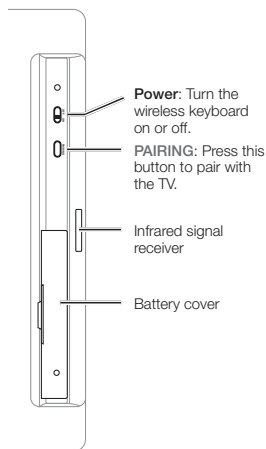
You can use the following functions by pressing the keys below with the **Fn** key.

1	Exit Menu	6	Pause
3	Recording	7	Play the previous, next file
4	Stop	8	Rewind, Fast forward
5	Play		
1	Return Go to previous menu screen.	5	CH LIST Display list of available channels.
2	Color keys Use these keys, being guided by on-screen help.	6	Mute Turn sound off or on.
3	Smart Hub Display list of available applications.	7	Volume Increase or decrease volume.
4	Source Change input device.	8	Channel Change channel up or down.

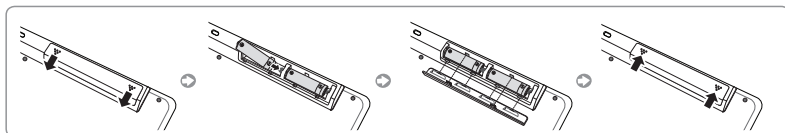
Right Side



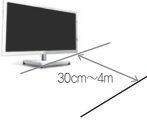
Back



Inserting batteries



Pairing



Initial Pairing

1. Turn on the TV.
2. Turn on the wireless keyboard, and then move it to the direction of your TV.
3. Press anykey except MENU, Ctrl, Alt or **PAIRING** button for 2 seconds, then indicators begin to blink alternately for 5 minutes while trying to pair with the TV.
4. indicators blink twice at the same time and stop blinking when pairing succeeds.

Manual Pairing

1. Turn on the TV.
2. Turn on the wireless keyboard, and then move it to the direction of your TV.
3. Press **PAIRING** button for 2 seconds, then indicators begin to blink alternately for 5 minutes while trying to pair with the TV.
4. indicators blink twice at the same time and stop blinking when pairing succeeds.

Indicators

- **When inserting batteries or turning on:** Both indicators blink once at the same time.
- **Bluetooth error:** Both indicators are on.
- **When trying to pair:** Both indicators blink alternately every 0.5 second.
- **Initial status:** Both indicators blink alternately every 0.5 second for 30 seconds.
- **Change batteries:** When blinking battery power indicator, Change batteries.

Changing the keyboard language is as follows. (Go to the Menu → System → Device Manager → Keyboard Settings → Keyboard Options menu to change language.)

Some applications may not support.

Specification

Model	Smart Wireless Keyboard (VG-KBD1000)
Battery	AA x 2
Dimension (mm) (Length) x (Depth) x (Height)	317.0 x 9.6 x 123.8 mm
Weight	400g without batteries (AA battery: 45g)

Compatible Models

2012	Korea	LED ES6350 and higher / PDP E550 and higher / Samsung mobiles (Android-based)
	North America, Latin America	LED ES6500 and higher / PDP E550 and higher / Samsung mobiles (Android-based)
	The other countries	LED ES6100 and higher / PDP E550 and higher / Samsung mobiles (Android-based)
2013	Korea	LED F6330 and higher / PDP F5500 and higher / Samsung mobiles (Android-based)
	The other countries	LED F6400 and higher / PDP F5500 and higher / Samsung mobiles (Android-based)

It may not be compatible according to the specifications of the device.



WARRANTY

NOTICE REGARDING WARRANTY FOR SAMSUNG TV ACCESSORIES (AUSTRALIA AND NEW ZEALAND ONLY)

The warranty for the Samsung TV Accessory contained in this User Manual is no longer applicable (for Australia and New Zealand only). Please refer to the warranty card within the box, entitled "Warranty For Consumer Products (LED, LCD, Plasma TV, and TV Accessories)", for warranty information.

This Samsung product is warranted for the period of twelve (12) months from the original date of purchase, against defective materials and workmanship. In the event that warranty service is required, you should first return the product to the retailer from whom it was purchased. However, Samsung Authorized Service Centres will comply with this warranty during the Warranty Period. To obtain details, please contact your nearest Authorized Service Centre.

PROCEDURE FOR MAKING A WARRANTY CLAIM

To make a claim under the warranty, you must contact the Samsung Contact Centre during the Warranty Period to discuss the problems you are having with the product. If a repair or replacement is required, you will be provided with a Warranty Claim Number and address of an Authorised Service Centre.

If you are provided with a Warranty Claim Number, to obtain a repair or replacement of the product, you must send the product to the Authorised Service Centre advised together with:

- (i) a copy of your completed warranty card or, if you have already provided this to Samsung, your name, address and contact telephone number;
 - (ii) your original receipt, invoice or sales slip for the purchase of the product as new;
 - (iii) your Warranty Claim Number.
- Samsung will then repair or replace the product and return it to you using the contact details provided.

WARRANTY CONDITIONS

1. The warranty is only valid if the above procedure for making a warranty claim is followed.
2. Samsung's obligations are limited to the repair or, at its discretion, replacement of the product or the defective part.
3. Warranty repairs must be carried out by Samsung Authorised Service Centres. No re-imburement will be made for repairs carried out by service centres or dealers that are not authorised by Samsung and any such repair work and damage to the products caused by such repair work will not be covered by this warranty.
4. This product is not considered to be defective in materials nor workmanship by reason that it requires adaptation in order to conform to national or local technical or safety standards in force in any country other than the one for which the product was originally designed and manufactured. This warranty will not cover, and no re-imburement will be made for such adaptation, nor any damage which may result.
5. The warranty does not apply to any product that has been damaged or rendered defective as a result of any of the following excluded reasons, namely:
 - a. as a result of accident, misuse, or abuse;
 - b. through the failure to use this product for its normal purposes;
 - c. by the use of parts not manufactured or sold by Samsung;
 - d. by modification without the written permission of Samsung;
 - e. by damage resulting from transit, neglect, power surge or failure;
 - f. by damage resulting from lightning, water, fire, or acts of God;
 - g. as a result of normal wear and tear; or
 - h. difference in broadcasting methods or product standards between countries.
6. This warranty is valid for any person who legally acquired possession of the product during the warranty period.
7. NOTHING IN THESE WARRANTY CONDITIONS SHALL EXCLUDE OR LIMIT SAMSUNG'S LIABILITY FOR DEATH OR PERSONAL INJURY CAUSED BY THE PROVEN NEGLIGENCE OF SAMSUNG, UNLESS SUCH LIMITATION OR EXCLUSION IS PERMITTED BY APPLICABLE LAW.
8. WITH THE EXCEPTION OF SAMSUNG'S LIABILITY WHICH CANNOT BE EXCLUDED OR LIMITED BY LAW, SAMSUNG SHALL NOT BE LIABLE FOR: ANY INDIRECT, INCIDENTAL, SPECIAL OR CONSEQUENTIAL DAMAGES LOSSES OR EXPENSES; OR LOST PROFITS; OR LOSS OF USE OR LOSS OF DATA; OR DAMAGE TO GOODWILL, REPUTATION OR LOST BUSINESS, ARISING DIRECTLY OR INDIRECTLY, FROM THE PURCHASE, USE OR SALE OF THE PRODUCT, WHETHER OR NOT SAMSUNG WAS ADVISED OR AWARE OF THE POSSIBILITY OF SUCH DAMAGES, LOSSES OR EXPENSES.
9. WITH THE EXCEPTION OF SAMSUNG'S LIABILITY WHICH CANNOT BE EXCLUDED OR LIMITED BY LAW, SAMSUNG'S LIABILITY UNDER OR IN CONNECTION WITH THIS WARRANTY OR THE PURCHASE, USE OR SALE OF THE PRODUCT SHALL NOT EXCEED THE PRICE PAID FOR THE PRODUCT AS NEW.
10. UNLESS PROVIDED FOR IN THIS WARRANTY, ALL CONDITIONS, WARRANTIES AND TERMS IMPLIED BY STATUTE OR OTHERWISE ARE HEREBY EXCLUDED TO THE MAXIMUM EXTENT PERMISSIBLE BY LAW.
11. The above warranty conditions do not affect your statutory rights as a consumer or otherwise.





Notice

◆ FCC Statement

This equipment has been tested and found to comply with the limits for a Class B digital device, pursuant to Part 15 of the FCC Rules. These limits are designed to provide reasonable protection against harmful interference in a residential installation. This equipment generates, uses and can radiate radio frequency energy and, if not installed and used in accordance with the instructions, may cause harmful interference to radio communications. However, there is no guarantee that interference will not occur in a particular installation. If this equipment does cause harmful interference to radio or television reception, which can be determined by turning the equipment off and on, the user is encouraged to try to correct the interference by one of the following measures:

- Reorient or relocate the receiving antenna.
- Increase the separation between the equipment and receiver.
- Connect the equipment into an outlet on a circuit different from that to which the receiver is connected.
- Consult the dealer or an experienced radio/TV technician for help.

FCC Caution:

Any changes or modifications not expressly approved by the party responsible for compliance could void the user's authority to operate this equipment.

This device complies with Part 15 of the FCC Rules. Operation is subject to the following two conditions:

- (1) This device may not cause interference, and
- (2) this device must accept any interference received, including interference that may cause undesired operation.

IMPORTANT NOTE:

FCC Radiation Exposure Statement:

This equipment complies with FCC radiation exposure limits set forth for an uncontrolled environment.

◆ IC Statement

This Class B digital apparatus complies with Canadian ICES-003.

Cet appareil numérique de la classe B est conforme à la norme NMB-003 du Canada.

This device complies with Industry Canada licence-exempt RSS standard(s). Operation is subject to the following two conditions: (1) this device may not cause interference, and (2) this device must accept any interference, including interference that may cause undesired operation of the device.

Le présent appareil est conforme aux CNR d'Industrie Canada applicables aux appareils radio exempts de licence. L'exploitation est autorisée aux deux conditions suivantes : (1) l'appareil ne doit pas produire de brouillage, et (2) l'utilisateur de l'appareil doit accepter tout brouillage radioélectrique subi, même si le brouillage est susceptible d'en compromettre le fonctionnement.

IC Radiation Exposure Statement:

This equipment complies with IC RSS-102 radiation exposure limits set forth for an uncontrolled environment.

**Данная информация только для стран Таможенного союза
Бұл мәлімет тек Кеден Одағының мүшелеріне жатады**

	Символ «не для пищевой продукции» применяется в соответствии с техническим регламентом Таможенного союза «О безопасности упаковки» 005/2011 и указывает на то, что упаковка данного продукта не предназначена для повторного использования и подлежит утилизации. Упаковку данного продукта запрещается использовать для хранения пищевой продукции.
	Символ «петля Мебиуса» указывает на возможность утилизации упаковки. Символ может быть дополнен обозначением материала упаковки в виде цифрового и/или буквенного обозначения.
	Символ Кедендік одақтың 005/2011 техникалық регламентіне сәйкес қолданылады және осы өнімнің қаптамасын екінші рет пайдалануға арналмағанын және жоюға жататынын көрсетеді. Осы өнімнің қаптамасын азық-түлік өнімдерін сақтау үшін пайдалануға тыйым салынады.
	Символ қаптаманы жою мүмкіндігін көрсетеді. Символ сандық код және/немесе әріп белгілері түріндегі қаптама материалының белгісімен толықтырылуы мүмкін.

Импортер в России:

ООО "Самсунг Электроникс Рус Компани"
125009, г. Москва, ул. Воздвиженка, д. 10

ANATEL
Agência Nacional de Telecomunicações

VG-KBD1000
1169-12-3269



(01) 0 7892509 99022 6

"Este equipamento opera em caráter secundário, isto é, não tem direito a proteção contra interferência prejudicial, mesmo de estações do mesmo tipo, e não pode causar interferência a sistemas operando em caráter primário."

