

RAVPOWER

RAVPower Ace Series 22000mAh External Battery Pack

ONLINE GUIDE

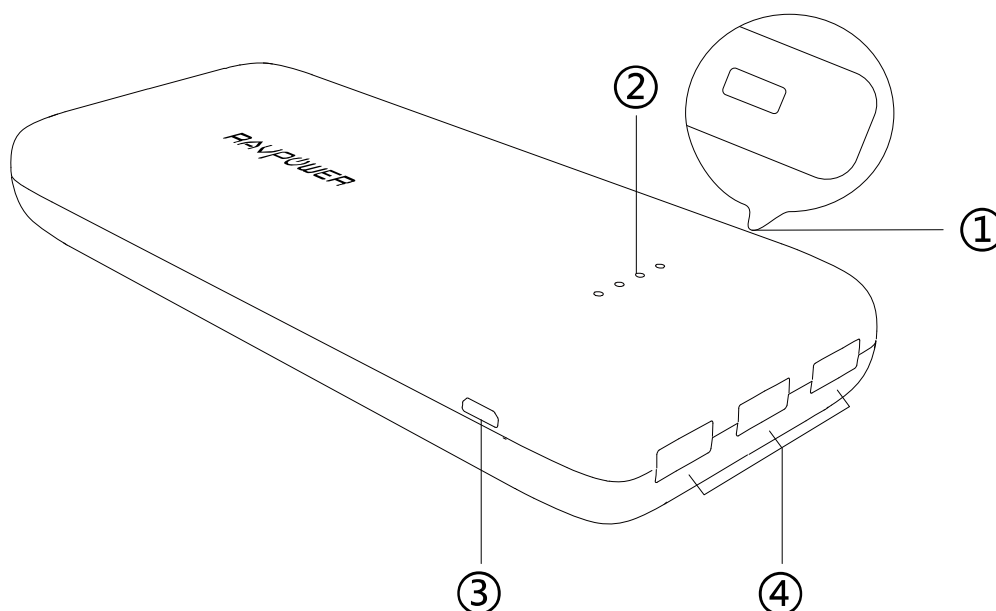
Model NO.: **RP-PB052**

Thank you for choosing the **RAVPower Ace Series 22000mAh External Battery Pack**. Please read this guide carefully and keep it for future reference.

Package Contents

- 1 x RAVPower Ace Series 22000mAh Portable Charger
- 2 x Micro-USB Charging Cables
- 1 x Carry Pouch
- 1 x Lifetime Warranty Card
- 1 x User Guide

Product Diagram



1. Power Button
2. LED Indicator
3. USB Charging Input (DC 5V/2.4A Max)
4. USB Charging Output with iSmart (DC 5V/5.8A Total, Each 2.4A Max)

Specifications

Model	RP-PB052
Capacity	22000mAh/83.6Wh
USB Input	DC 5V/2.4A Max
USB Output(iSmart)	DC 5V/5.8A Total (Each 2.4A Max)
Dimensions	16.5 x 7.0 x 2.4 cm 6.50 x 2.76 x 0.94 in

How to Use

- Connect the battery pack to your device and charging will start automatically.
- iSmart Technology will automatically identify all connected devices and provide the optimal charging current for each one.
- Press the power button once to check the remaining battery level.
- Maximum protection: Over charge / over discharge / overvoltage / overpower protection, temperature protection, short circuit protection, recovery protection, anti-reverse protection, EMF protection.

How to check the battery level

Press the power button to check the battery level. Number of LEDs indicates how much battery is left:

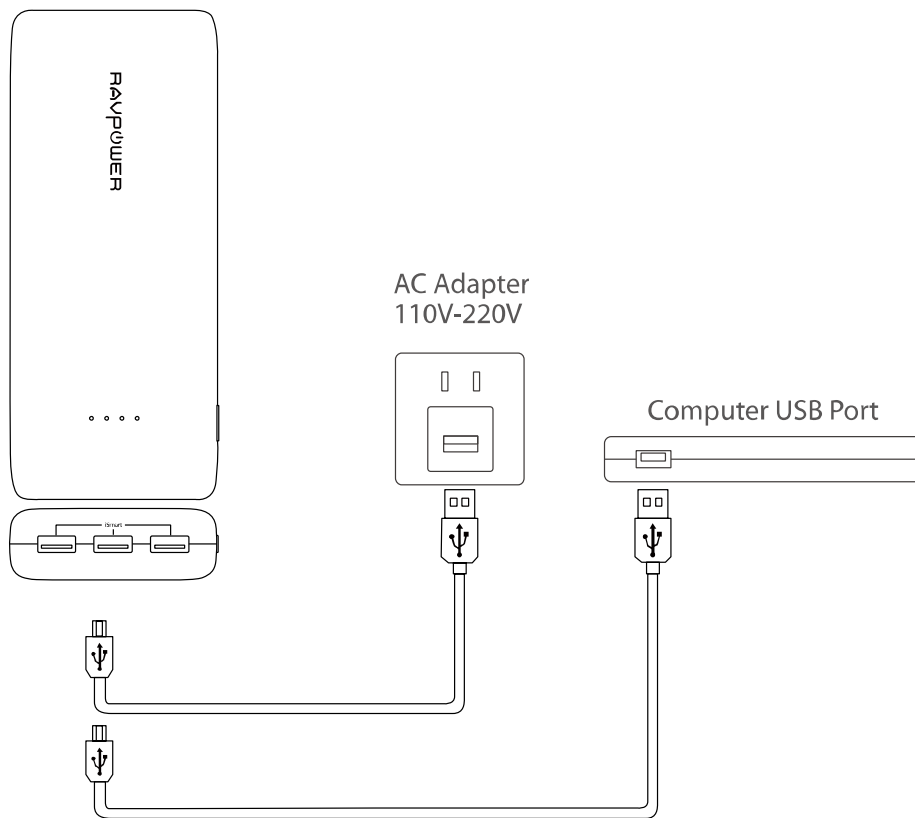
- 4 LED indicates battery level is between 75% - 100%
- 3 LED indicates battery level is between 50% - 75%
- 2 LED indicates battery level is between 25% - 50%
- 1 LED indicates battery level is less than 25%

Charging the Power Bank

We recommend charging the power bank when the battery level is lower than 25%. The power bank can be charged by a wall charger with an USB output.

- Connect the micro-USB end of the charging cable to the RP-PB052 power bank.
- Connect the USB end of the charging cable to any USB power source.
- Charging will start automatically.

The first battery indicator starts blinking when the power bank is being charged. When the battery level reaches 25%, the first indicator becomes solid and the second starts blinking. The pattern repeats until all indicators become solid and the device is fully charged.

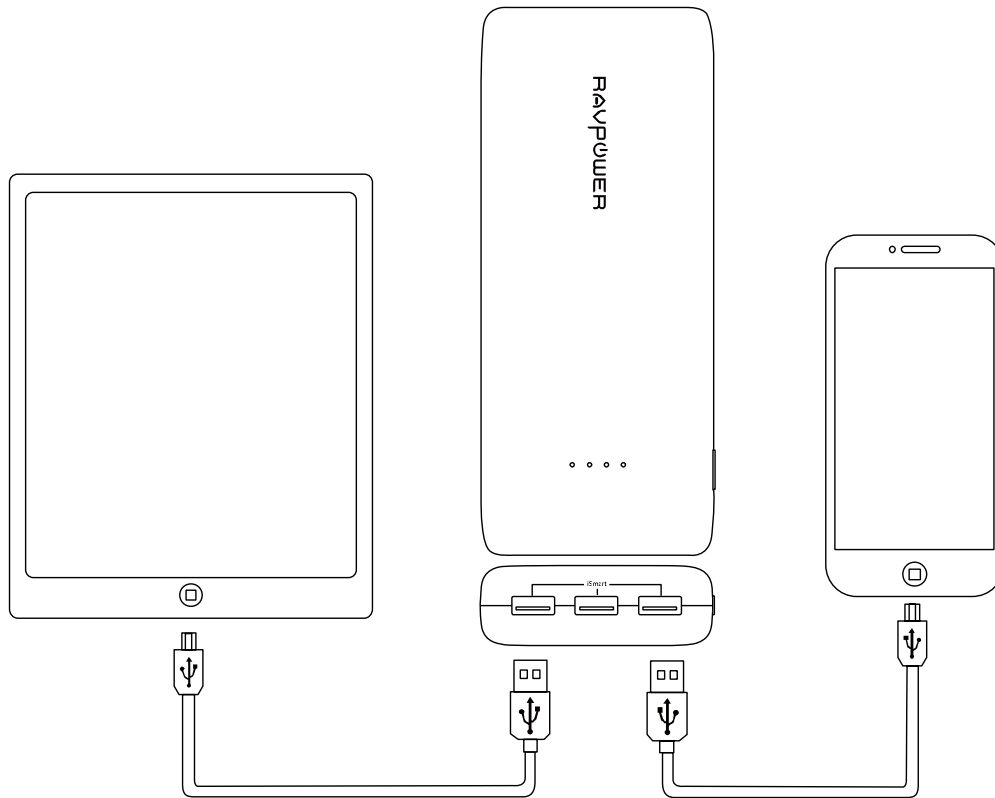


Charging Mobile Devices

The package of RP-PB052 includes two micro-USB charging cables for micro-USB compatible smartphones and devices. If you are using an Apple or other device, please use its original charging cable.

1. Connect the USB end of the charging cable to the power bank.
2. Connect the other end of the charging cable to your device.
3. The power bank will automatically detect your device and start charging. If nothing happens after connecting your device, press the power button to restart the power bank.

RP-PB052 will automatically stop charging and turn itself OFF when device is fully charged.



Caution

- It is normal for the battery pack to become slightly warm during charging/discharging.
- Keep away from heat, moisture, and liquids.
- Do not dismantle the battery pack.
- Fully charge the battery pack at least once every six months.

FAQ

Q: Why is my power bank not charging?

A: Please check 1) whether the cable you are using is compatible for the device;
2) whether the cable connection is loose and make sure your power bank is not depleted.

Q: How do I know the current and voltage of my device?

A: Your device user manual should have the current and voltage listed. If in doubt, please contact your device manufacturer.

Q: Can I use the RP-PB052 to charge my iPad / iPad Mini / iPad Air?

A: Yes, you can. RP-PB052 comes with 3 smart charging ports which can automatically match the input current of your devices and maximize its charging speed.

Warranty

RAVPower products are covered by an 18-month limited warranty from the date of their original purchase. RAVPower also provides a lifetime warranty for registered members of RP-PB052. If any problems occur, please contact our support team.

We can only provide after sales service for products that are sold by RAVPower or RAVPower authorized retailers and distributors. If you have purchased your unit from a different place, please contact your seller for return and warranty issues.

RAVPOWER

NORTH AMERICA

E-mail:

support@ravpower.com(US)

support.ca@ravpower.com(CA)

Tel: 1-888-456-8468 (Mon-Fri:9:00 - 17:00 PST)

Address: 46724 Lakeview Blvd, Fremont, CA 94538

EUROPE

E-mail:

support.uk@ravpower.com (UK)

support.de@ravpower.com(DE)

support.fr@ravpower.com(FR)

support.es@ravpower.com(ES)

support.it@ravpower.com(IT)

EU Importer: ZBT International Trading GmbH, Lederstr 21a,
22525 Hamburg, Deutschland

ASIA PACIFIC

E-mail: support.jp@ravpower.com(JP)

www.ravpower.com