



# AQUASEAL®

Urethane Repair Adhesive & Sealant

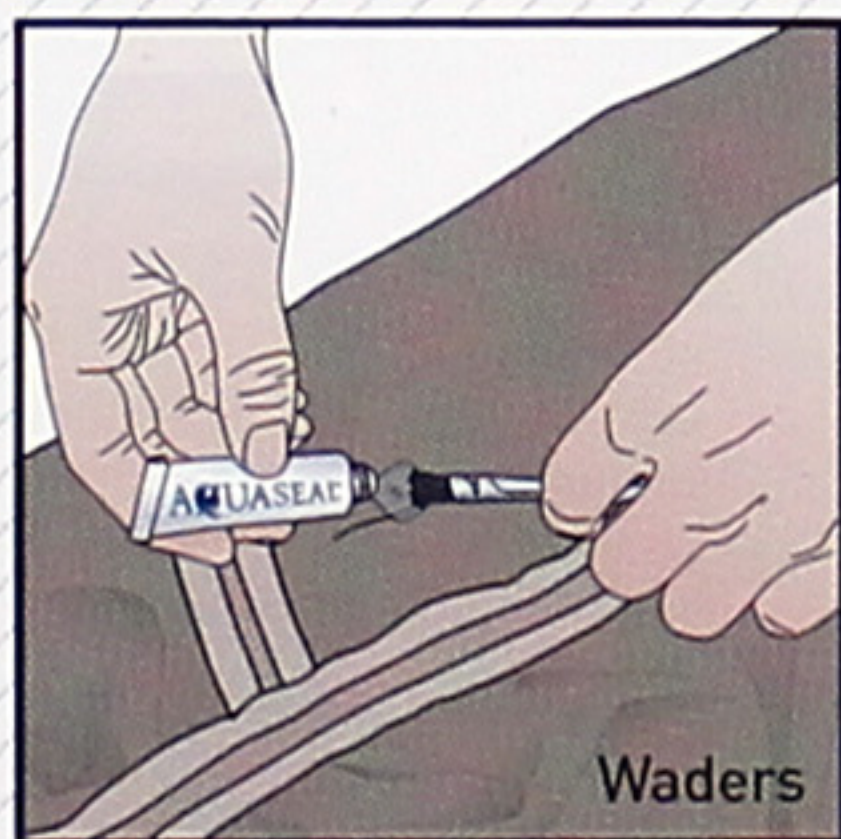
## Patch any leak, repair any tear.

Aquaseal is made to fix just about anything. With it you can make permanent repairs to tears, holes and rips in GORE-TEX® fabric and all other wader materials. Its super-strong formula waterproofs, seals, bonds and repairs your most important gear. Aquaseal is part of a comprehensive line of Care and Repair products from Gear Aid. With Gear Aid, anyone can be a master of gear care and repair.


Works on all wader fabrics and materials, plus felt soles, float tubes, and pontoon boats.



### Hundreds of Uses! Seals, Repairs & Stops Leaks



Waders



Boots & Gear



NET WT. 3/4 OZ. (21g)

**AQUASEAL®**  
URETHANE REPAIR ADHESIVE & SEALANT

CAUTION: VAPOR HARMFUL, FLAMMABLE  
SEE CAUTION ON BACK

CAUTION: VAPOR HARMFUL, FLAMMABLE See Caution on Back

NET WT. 3/4 OZ. (21g)



# AQUASEAL®

Urethane Repair Adhesive & Sealant

- For waders, inflatable boats, boots, foul weather gear and more!
- Permanently seals, bonds & repairs
- Unaffected by extreme heat or cold
- Ultra-strong, flexible & washable

One of more than 100 Care and Repair products from Gear Aid.

### DIRECTIONS:

#### IMPORTANT SURFACE PREP

**INFORMATION:** Clean and dry area to be repaired. Oils, waxes and other residue may affect adhesion. Remove these residues with Cotel-240™ or isopropyl alcohol. Non-fabric surfaces should also be roughened with sandpaper and buffed with solvent or isopropyl alcohol.

#### WADER REPAIRS: FIND LEAKS IN GORE-TEX® FABRIC WADERS:

Soak the tip of a rag in rubbing alcohol and dab over the suspect area (fig. 1). The hole will show up as a contrasting color against the rest of the wader. Allow area to dry and seal with Aquaseal.

#### TO REPAIR HOLES & TEARS ON WADERS:

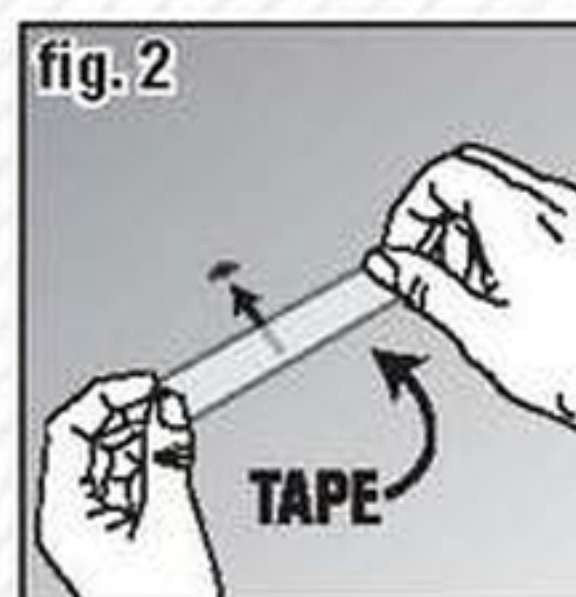
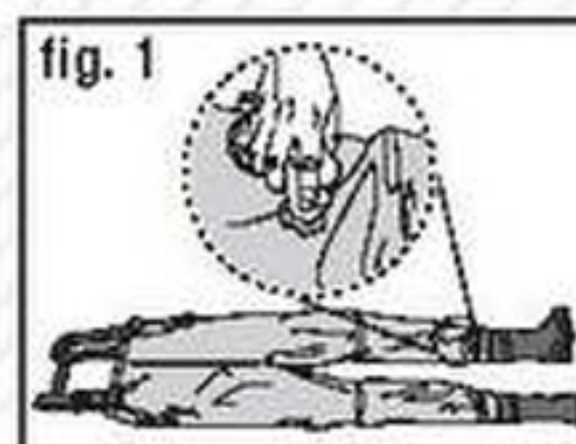
Create backing with removable tape on the outside of waders (fig. 2). Turn waders inside out. Fill void and 1/4 inch beyond edge with Aquaseal (fig. 3). Remove tape after full cure.

**TO SPEED CURE TIME:** Speed cure time to 2 hours by mixing a few drops of Cotel-240 Cure Accelerator to Aquaseal before or during application.

**CLEAN UP:** Aquaseal will dry (cure) and flake off hands. Washing hands in soap and water will accelerate curing. Uncured Aquaseal can be partially removed with a coarse cloth soaked in rubbing alcohol. For easiest clean up, wear disposable rubber gloves.

**STORAGE:** Advance contents to tube neck. Wipe clean and replace original cap securely. Store partially used tube in freezer.

Apply Aquaseal only in accordance with noted instructions. Test repairs prior to use. No warranty is given or implied with the sale of this product.



#### SPECIAL APPLICATIONS & TIPS: ATTACH FELT SOLES:

Remove old felt (if necessary). Lightly roughen rubber soles with sandpaper then wipe rubber soles with Cotel-240 or isopropyl alcohol.

Apply Aquaseal to outer edge of new felt soles and attach to boot. (fig. 4). Clamp in place and allow Aquaseal to dry level 8 to 12 hours.

#### TO SEAL LEAKING SEAMS ON WADERS:

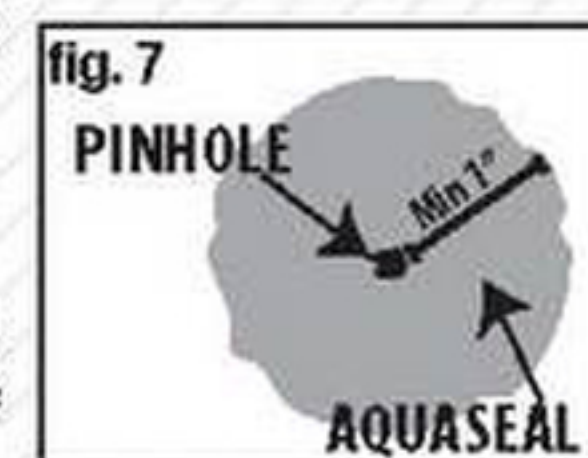
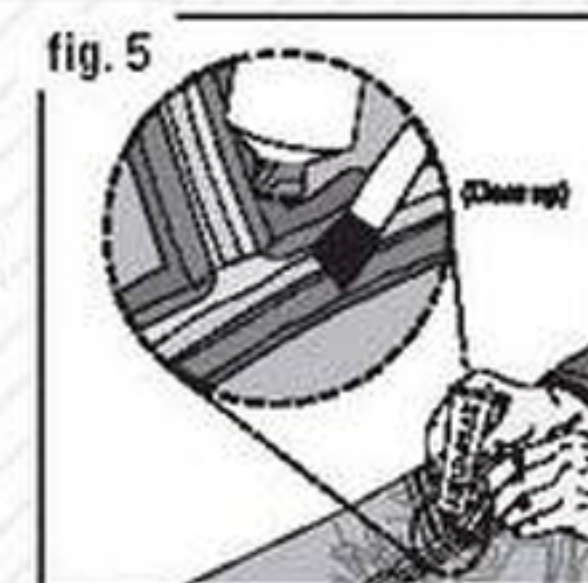
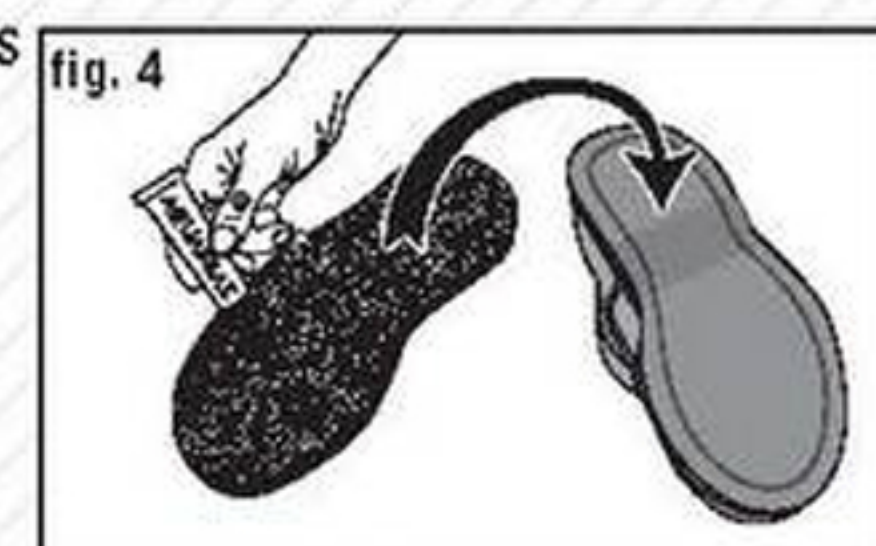
Prep surface as directed above. Apply Aquaseal directly to the seam, extending over seam and on to fabric by 1/4 inch. Use brush to work Aquaseal under fabric folds and into stitching (fig. 5). Allow Aquaseal to cure 8 to 12 hours before using item.

#### TO SEAL THE JOINT ON A NEOPRENE SOCK FOOT:

Turn waders inside out and examine seams and fabric for gaps, creases or voids. Apply Aquaseal directly to leaky seam, extending over seam and on to fabric by 1/4 inch (fig. 6). Allow Aquaseal to cure 8 to 12 hours.

#### TO SEAL PINHOLES IN FLOAT TUBE BLADDERS:

Prep surface as directed above. Apply Aquaseal to extend 1 inch around hole on all sides (fig. 7). Allow Aquaseal to dry level 8 to 12 hours.



**McNETT CORPORATION**

1411 Meador Ave.  
Bellingham, WA 98229-5845  
www.mcnett.com | MADE IN USA

GORE-TEX® is a registered trademark of W.L. Gore & Associates, Inc. Gear Aid™, Aquaseal® and Cotel-240™ are trademarks of McNett Corporation. Copyright 2010 McNett Corporation

For more repair and care tips, check out [www.gear-aid.com](http://www.gear-aid.com)

**CAUTION: VAPOR HARMFUL, FLAMMABLE. CONTAINS TOLUENE.** Use only in well ventilated area. Keep away from heat and open flame. Avoid prolonged contact with skin. **KEEP OUT OF REACH OF CHILDREN. WARNING:** Using this product will expose you to toluene, a chemical known to the State of California to cause birth defects or other reproductive harm.

