




The easy way to sweep! No bending, No hard work!

**READ ALL WARNINGS AND INSTRUCTIONS BEFORE USING PRODUCT.
INJURY CAN RESULT FROM IMPROPER USE.
SAVE THESE INSTRUCTIONS.**

⚠ WARNING

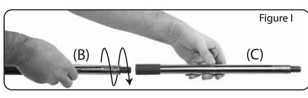
- Do not store in a location that is exposed to extreme heat.
- Do not attempt to pick up objects that are on fire, for example burning embers, matches or cigarettes.
- Do not use near an open flame.
- Do not allow to be used as a toy.
- Do not insert any pointed objects into the opening.
- Use extra caution when using this product to clean stairs.

PRODUCT INFORMATION

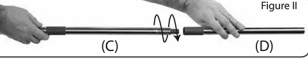


PRODUCT MAY VARY FROM IMAGES SHOWN

HOW TO ASSEMBLE



1. Screw the Top Handle Section (B) to the Middle Handle Section (C). (Figure I)



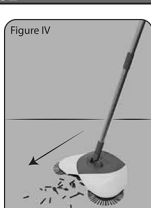
2. Screw the Middle Handle Section (C) to the Bottom Handle Section (D). (Figure II)



3. Firmly push the completely assembled handle into the Main Body until secured. (Figure III)

HOW TO USE

1. To clean up a mess, push the Hurricane® Spin Broom™ forward while applying a slight amount of downward force. (Figure IV)



Note:

- The Hurricane® Spin Broom™ only works when being pushed forward. Your Hurricane® Spin Broom™ will not work if it is used in a back and forth motion.
- The Hurricane® Spin Broom™ works best on hard surfaced floors, it is not designed to work on carpets, even low pile carpets.

HOW TO EMPTY

1. To empty the Hurricane® Spin Broom™ dust bin, hold it over a garbage can and push in the dust bin button to allow all of the contents to fall out. (Figure V) After everything has fallen out make sure to close the dust bin door.



HOW TO CLEAN

1. Periodically clean the center brush with the included brush cleaning tool. (Figure VI)

2. You can also clean the exterior and inside of the dust bin with a soft damp cloth.



Manufactured for
TELEBrands
Fairfield, NJ 07004
©2017 Telebrands
www.telebrands.com

Made in China

LIMITATION OF LIABILITY

Liability limited to the purchase price of this product. Telebrands Corp. shall not be liable for any incidental or consequential damages or any implied warranty on this product. Some states do not allow the exclusion or limitation of incidental or consequential damages, so the above limitation or exclusion may not apply to you.