

Instructions For Use

• English



UNIVERSAL TV REMOTE CONTROL

Thank you for using our company remote controller products. When it is the first time to put in the batteries, please try it first. If it could work well with all of its functions, the product can be used directly without setup. If it could not work well, it should be set with the following methods before controlling your TV. This remote controller would not lose its memory when you change batteries, no need to reset.

Setting Of The Remote Control

A> Manual input of the corresponding code

- 1** Turn on the power switch of your television and let the television play properly.



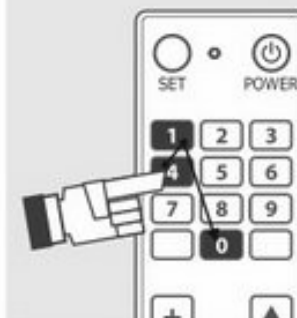
- 2** Find out the brand code of your television in the code table. For example, if your television brand is AIWA, the first code is 410;

CODE LIST	
AIWA	410,411,412,413,414

- 3** Press and hold "SET" key until the indicator light is on (about 3 seconds);



- 4** Input the three-digit code found out one by one, such as 410.



(Note: the light will flash once for the input of each digit, and if the code is effective, the light will be off, and the setup is completed; if the code is not effective, re-enter the code after quickly flashing for three times.. If it is the other invalid key, re-enter it after quickly flashing for three times.)

- 5** Check whether the keys of the remote control are normal, and if they are normal, it means that the setup corresponding is successful; if there are some function keys that can't be used normally, please repeat step 2 to step 4 to input the next group of code corresponding brand.

B> Manual search of the corresponding code

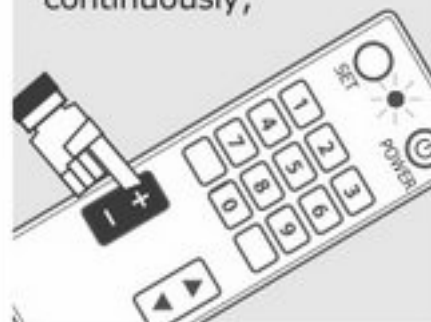
- 1** Turn on the power switch of your television and let the television play properly.




- 2** Press and hold "SET" key until the indicator light is on (about 3 seconds);



- 3** Aim the remote control at the infrared receiving window of the television and press "VOL+" key continuously;



- 4** When the symbol of volume up appears on the screen of the television, press the "SET" key.



- 5** Check whether the keys of the remote control are normal, and if they are normal, it means that the setup corresponding is successful; if there are some function keys that can't be used normally, please repeat step 2 to step 4.

C> Fully automatic search of codes

- 1** Turn on the power switch of your television and let the television play properly.



- 2** Aim the remote control at the infrared receiving window of the television and press and hold "SET" key, about 6 seconds later, the indicator light will begin to flash and you can enter the mode of automatic search; until the symbol of volume up appears on the screen of the television, release "SET" key, and the indicator light will be off.



- 3** Check whether the keys of the remote control are normal, and if they are normal, it means that the setup corresponding is successful; if there are some function keys that can't be used normally, please repeat step 2.

D> Point-to point search of brand codes

- 1** Turn on the power switch of your television and let the television play properly.
- 2** Find out the corresponding key of the brand of your television from the following "brand table", for example, the corresponding key of SONY is "3" key; aim the remote control at the infrared receiving window of the television and press and hold it, about 6 seconds later, the indicator light will begin to flash and you can enter the mode of brand search; until the symbol of volume increasing appears on the screen of the television, release "3" key, and the indicator light will be off.
- 3** Check whether the keys of the remote control are normal, and if they are normal, it means that the setup corresponding is successful; if there are some function keys that can't be used normally, please repeat step 2.



Known brand

1 SAMSUNG	2 PHILIPS	3 SONY	4 SHARP	5 PANASONIC	6 SANYO	7 NOBLEX
8 JVC	9 TOSHIBA	0 HISENSE	-/- PHILCO	S HITACHI	MENU TCL	ⓧ LG

Restore factory settings

Press and hold "SET" key and press "0" key at the same time, release them after the indicator light is on for about 3 seconds; after the light flashes twice, set back and restore the factory state.

Code List

ABEX	534	MARANTZ	500,486,415,417,489
ACME	472	MAXENT	599
ADA	583	MEGATRON	415,417,447
ADC	453,434	MEI	419
ADMIRAL	566,580,581,453	MEMOREX	415,417,566-569,537,544,572,453
AIKO	432	MGA	415-417,454,549,458,574,460
AIWA	410-414	MIDLAND	537,606,498,541,548
AKAI	554,587,555	MISAKAI	521
AMARK	580	MITSUBISHI	416-417,549,458,574
AMTRON	470	MONTGOMERY WARD	537,453,544
ANAM NATIONAL	470,487,431	MOTEMA	569
AOC	415-422	MOTOROLA	580,487
APEX	444	MTC	415-417,554,557,419
ARCHER	580	MULTITECH	470
ASPECT	447	NAD	415,417,557,534
Astron	673	NEC	415-417,434,458,485-489
ASTRON LED TV	672	NET TV	599
AUDIOVOX	470	NIKEI	431
BELCOR	415	NIKKO	415,417,432
BELL & HOWELL	537,569,544,453	NORCENT	444,426
BENQ	524	NOBLEX	565
BRADFORD	470	NTC	432
BROKSONIC	566-568	OLEVIA	490-494
BROKWOOD	415	ONIDA	641-651
CANDLE	415,417,512	ONKING	431
CAPEHART	421	ONWA	470,431
CELEBRITY	587	OPTIMUS	499,534,501,502,506
CENTURION	417	OPTONICA	580,488
CETRONIC	431	ORION	606,566
CINERAL	432	OSCAR	652,653
CITIZEN	415,417,470,554,557,521,566, 453,512,431,432	PANASONIC	495-507,487
CLAIRTONE	419	PANORAMA	654
CLARION	640	Pansonic	673
CLASSIC	431	PHILCO	471,500,415-417,508-512,458,487
COLOR VOICE	434	PHILIPS	487,510-533,458,500,415,508
COLORTYME	415,417,434	PHILIPS- MAGNAVOX	500,515,520,508,581,527,531
CONCERTO	415,417	PILOT	415
CONCIERGE	606	PIONEER	534-536,486,450,415,417,459,489
CONTEC	470,454,419,431,460	POLAROID	443,478
CORNEA	481	PORTLAND	415-417,,425,423
CRAIG	470,431	PRICE CLUB	554
CROSLEY	500	PRINCETON GRAPHICS	580
CROWN	470,431	PRISM	498
CTX	580	PROSCAN	537,541,548,544-546
CURTIS MATHES	537,554,423,415,417,544,569, 557,562,453,548	PROTON	415,417,421,460
CXC	470,431	PROVIEW	490
DAEWOO	415-417,423-438	PULSAR	606,415,496-502,487,505,506
DAYTRON	415,417	QUASAR	496-502,487,505,506
DELL	439-441	RADIO SHACK	537,415,538,569,470,499,417,412,547,544, 454,431,488,414,506,460
DIGISTAR	441	RCA	415-417,537-553,498,424,459,422,487
DIMENSIA	537,544	REALISTIC	537,415,538,569,470,499,417,544,412,454, 431,488,414,506,460
DISNEY	566	RHAPSODY	419
DUKANE	447,450	RONIX	655
DUMONT	606,415	RUNCO	606,486,610,489
DURABRAND	521,566,611	SAMPO	599,415,417,421,454,460
DYNASTY	431		
DYNEX	566		

ELECTROBAND	587,419
ELECTROHOME	415,417,487,549
ELEKTRA	453
ELITE VIDEO	463
EMERSON	415,417,566,569,521,470,428, 423,412,582,567,528,431,613, 459,414,614
ENVISION	598,415,417,418
ESA	521
EX 1	620
EX 2	621
FISHER	569,571,572,574,454,460
FLUID	490
FUJITSU	463
FUNAI	521,470,412,528,431,414
FUTURETEC	470,431
GATEWAY	599
GE	537,541,415,417,498,544,547- 549,487,552,530
GIBRALTER	606,415
GOLDSTAR	414-417,412,483,454,484,430, 420,460
GRADIENTE	415,611
HAIER	524,444
HALLMARK	415,417
HARVARD	470
HISENSE	442-445
HITACHI	446-460,415,417,412,414
HYUNDAI	461
ILO	521
IMA	470
IN FOCUS	544
INFINITY	500,527
INSIGNIA	475,521,566,528,478
INTEGRA	486,489
INTEQ	606
JBL	500
JC PENNEY	460,537,415-417,554,541,557, 498,544,530,512,454,548,549
JCB	587
JENSEN	415,417
JVC	449,462-469,454,458,460
KAWASHO	415,417,587
KAYPANI	421
KEC	431,470
KENWOOD	415,417
KLOSS NOVABEAM	510
KONKA	470-479
KTV	470,419,431,505
KURAZAI	453
LG	480,414-417,441,412,481- 484,454,430,420,460
LODGENET	537,544,453
LOEWE	500
LOGIK	537,544,453
LUXMAN	415,417
LXI	537,415,417,569,500,541,557, 544,412,548,414
MAGNAVOX	514,500,415,417,508,581,527, 528,510-512,458
MAJESTIC	537,544,453

SAMSUNG	656-668,554-565,415-417,454,430,460,548
SAMSUX	417
SAMTRON	554
SANSUI	566-568
SANYO	569-576,415,454,460
SCOTCH	415,417
SCOTT	415,417,470,431
SEARS	537,500,569,554,415,417,541,557,571,521, 544,577,568,528,454,548,574,460
SEE 1	619,615
SGI 1	615
SGI 2	616
SGI 3	617
SHARP	577-584,415,417,488,
SHOGUN	415
SIGNATURE	537,544,453,613,614
SIMPSON	512
SKY DIGIBOX	674
SONIC	419
SONY	585-590
SOUNDESIGN	415,417,470,512,431
SQUAREVIEW	521
SSS	415,470,431
STAR SIGHT	612
STARLITE	470
SUPERSCAN	528,577
SUPRA	415
SUPREME	587
SVA	444
SYLVANIA	500,415,417,566,521,508,412,528,510-512, 458,414
SYMPHONIC	470,521,412,528,414
SYNTAX	490,492,493
TANDY	580
TATUNG	524,487
TCL	669-671
TECHNICS	498
TECHWOOD	415,417,498
TEKNIKA	537,415-417,470,554,557,499,544,453,512, 454,431,506,460
TELECAPTION	596
TELERENT	537,544,453
TERA	415
TMK	415,417
TOSHIBA	557,486,554,569,488,499,591-597,562,568, 454,488,458,506,489,460,,
UNIVERSAL	530
VICTOR	449
VIDEOCON	622-639
VIDTECH	415-417
VIEWSONIC	598-450,600,493
VIZIO	524,602,481
WARDS	537,500,415-417,544,510-512,530,488,453
WESTINGHOUSE	587,602-605
WHITE WESTINGHOUSE	423-425,412,430,414
YAMAHA	499,415-417,506
YI 1	618
YI 2	618
ZENITH	412,466,417,451,425,447,415,428,453,432, 414,566,527,567,562,480-483,606-614