



HOW TO PLAY Game rules for 2D challenges (inside and bottom side)

- 1** Choose a challenge. Place the puzzle pieces as indicated. You are not allowed to change the position of the pieces given in the challenge.
- 2** Try to fill the empty spaces with all the remaining puzzle pieces.
- 3** There is only 1 solution, which can be found at the end of the challenge booklet

1



2



3



HOW TO PLAY Game rules for 3D challenges

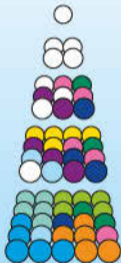
Remove all puzzle pieces and place them in the transparent lid. Note that the middle part of this grid has deeper holes and forms a square grid. This is your ground level for the 3D challenges.

- 1** Choose a challenge. Each challenge shows the position of some puzzle pieces in the 5 layers of the pyramid. A puzzle piece can be placed horizontally (with all its ball shapes in the same pyramid level), or at a 45° angle (with its ball shapes spread over multiple layers). Place the puzzle pieces as shown in the challenge. You are not allowed to change the position of the puzzle pieces given in the challenge. White balls indicate spots in the pyramid that are still empty.
Note: For illustration purposes in the challenges the balls of a specific puzzle piece may appear separated, but they are connected to the same piece. Only whole pieces are shown.
- 2** Try to fill the empty spaces with the remaining puzzle pieces to create a pyramid with 5 layers.
- 3** There is only 1 solution, which can be found at the end of the booklet.

1



2



3





STARTER



7




8



9



10



11



12



STARTER



13



14



15



16



17



18



JUNIOR



19



20



21



22



23



24



JUNIOR



25




26




27



28



29

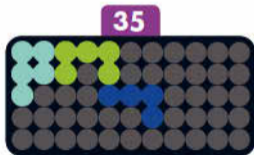
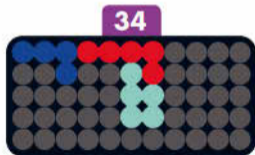
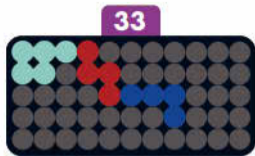
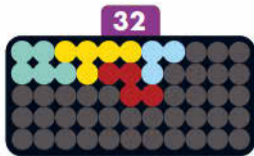
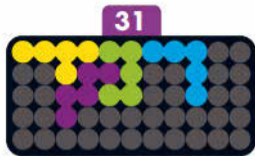


30




EXPERT







37




38



39



40



41



42



43



44



45



46



47



48



49



50



51



52



53



54



55



56



57



58



EXPERT



59



60



61



62



63



64




MASTER



65



66




67



68



69



70




71



72



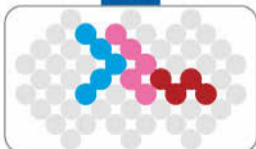
73



74



75



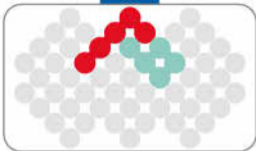
76



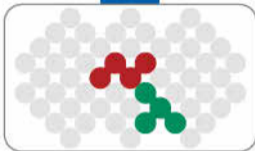
77



78



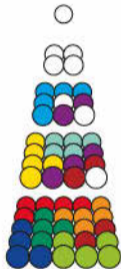
79



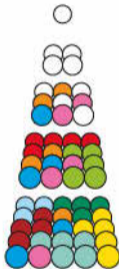
80



81



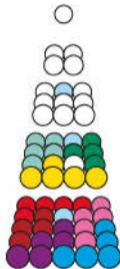
82



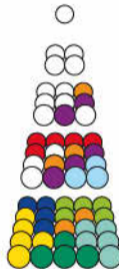
83



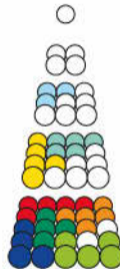
84



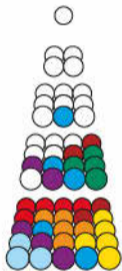
85



86



87



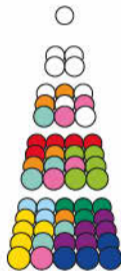
88



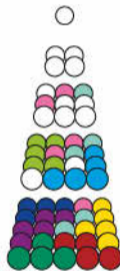
89



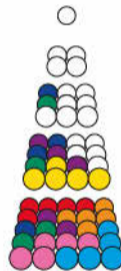
90



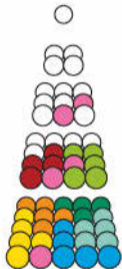
91



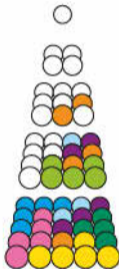
92



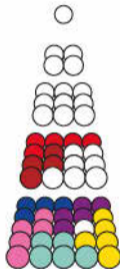
93



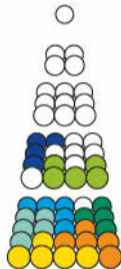
94



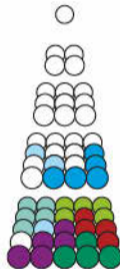
95



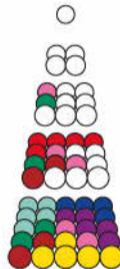
96



97



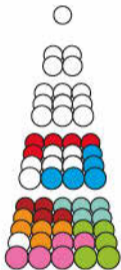
98



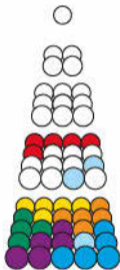
EXPERT



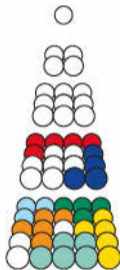
99



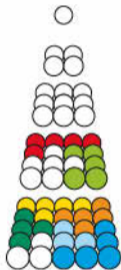
100



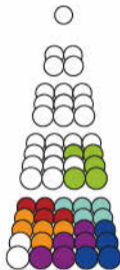
101



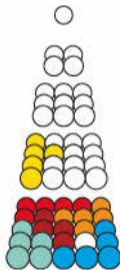
102



103



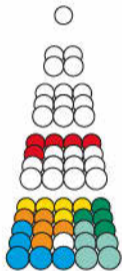
104



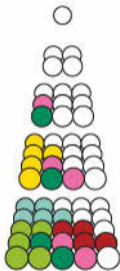
MASTER



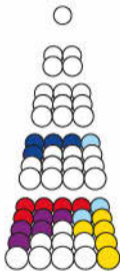
105



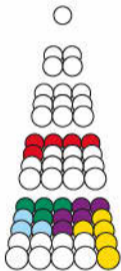
106




107



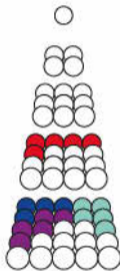
108



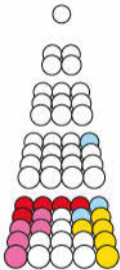
109



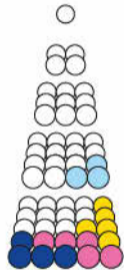
110



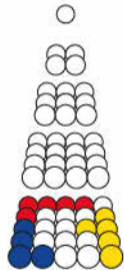
111



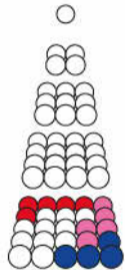
112



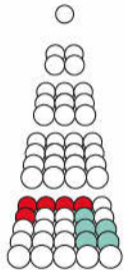
113



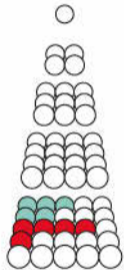
114



115



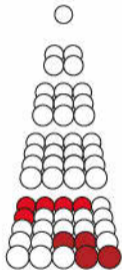
116



WIZARD



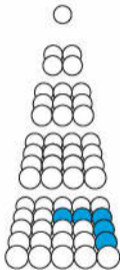
117



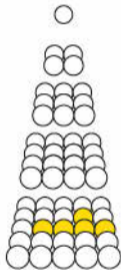
118



119



120



WIZARD



7



8



9



10



11



12



SOLUTIONS

13



14



15



16



17



18



SOLUTIONS

19



20



21



22



23



24



SOLUTIONS

25



26



27



28



29



30



31



32



33



34



35



36



37



38



39



40



SOLUTIONS

41



42



43



44



45



46



© 2015 IQ Puzzler Pro: SMART - Belgium

47



48



49



50



51



52



© 2015 IQ Puzzler Pro: SMART - Belgium

53



54



55



56



57



58



© 2015 IQ Puzzler Pro: SMART - Belgium

59



60



61



62



63



64



© 2015 IQ Puzzler Pro: SMART - Belgium


65



66



67



68



69



70



© 2015 IQ Puzzler Pro: SMART - Belgium

71



72



73



74



75



76



© 2015 IQ Puzzler Pro: SMART - Belgium

77



78



79




80




SOLUTIONS

81



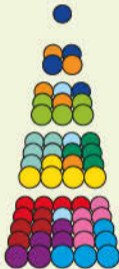
82



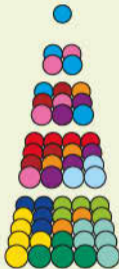
83




84




85




86




87



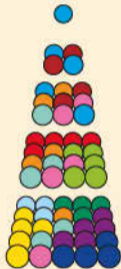
88




89



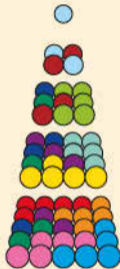
90

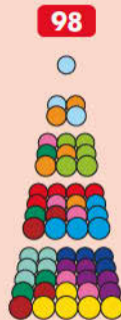
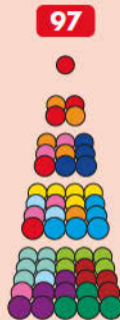
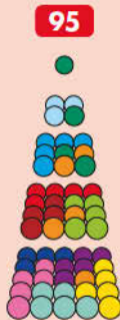



91



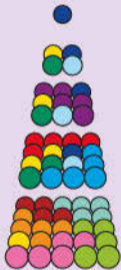
92






SOLUTIONS

99




100



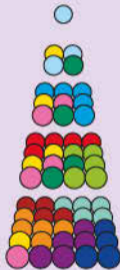
101



102



103

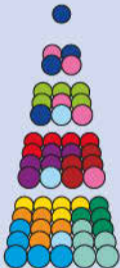


104



SOLUTIONS

105



106



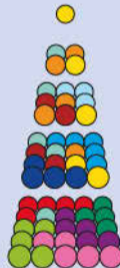
107




108




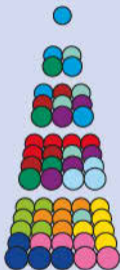
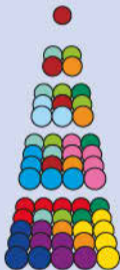
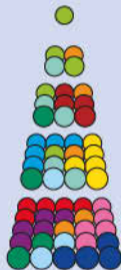

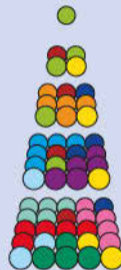
109




110



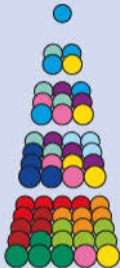
SOLUTIONS

111**112****113****114****115****116****SOLUTIONS**

117



118



119



120



SOLUTIONS



© 2015 Concept,
game design & artwork: SMART - Belgium.
All rights reserved.

Original product name: IQ Puzzler Pro
Neerveld 14, B-2550 Kontich, Belgium
Fax +32 15 45 10 60 - info@smart.be
www.SmartGames.eu

dd: 20170929 B

Made in China

