

1. Download the Update Tool


Please click this link and download the software:

[http://images.agptek.us/Download/AGPTEK-A16TB\(20180828\).rar](http://images.agptek.us/Download/AGPTEK-A16TB(20180828).rar)

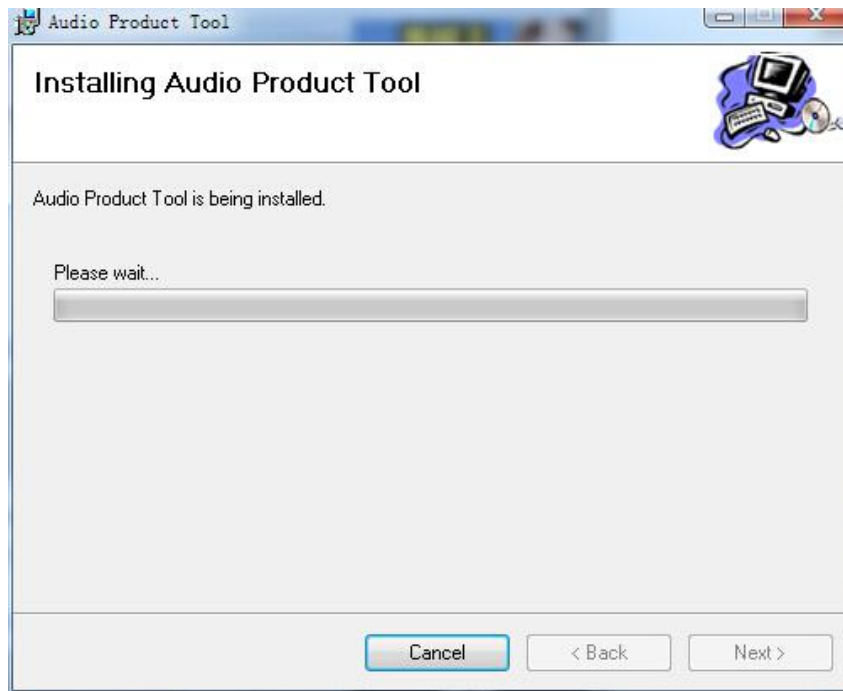
Note: We are sorry that the screenshots contain some Chinese because our system is Chinese defaulted. Please don't worry; the software should be English Version if your computer's defaulted language is English, and the update will be processed under English environment.

2. Update Installation and Process for A16TB Player

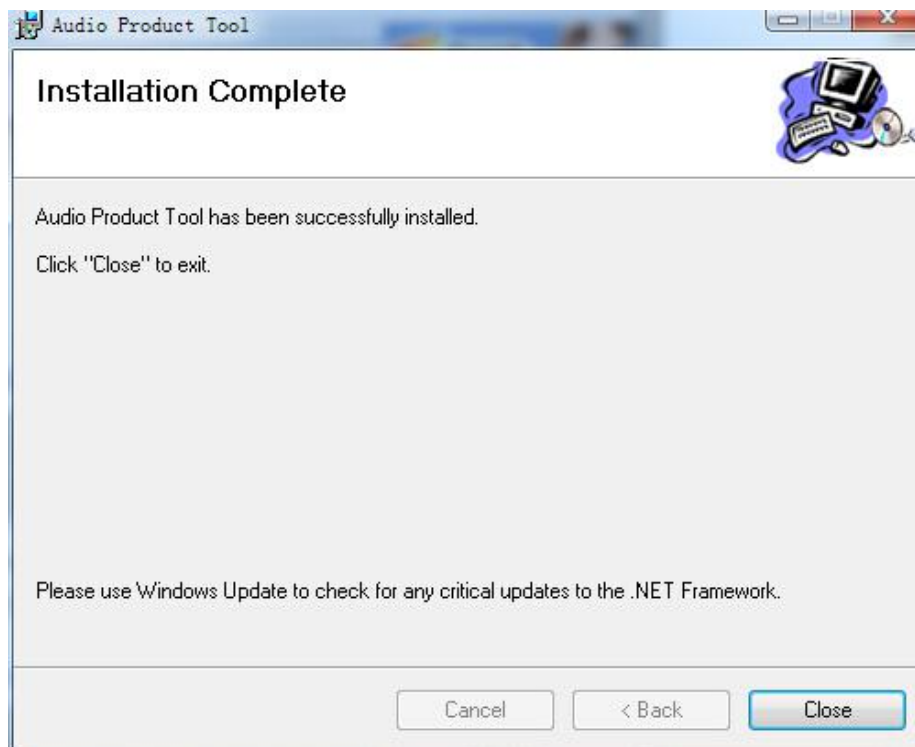
1 Decompressing the file, and find the folder with update software.

2 Open it and click  setup, when the prompt dialog shows up, click "Next":



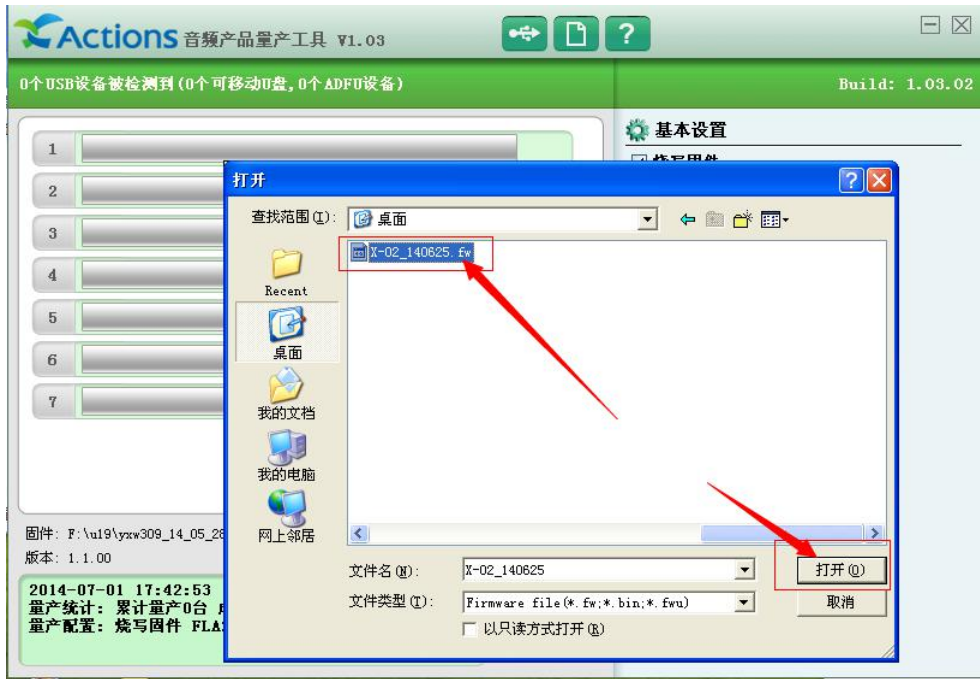



And you can see the processing like the above picture.



Click "close" and finish the installation.

3. Left click the Start Menu—All programs- Actions Audio Product Tool-open “**Audio Products Volume-Production tools**”



4. Note: When you use it at the first time, a windows like above will pop out; select “  A16TB AGP 英文 ” which you can find in the update folder, and then click “N(否)”.

If a picture pops out, click “close (关闭)”, and a upgrade dialog box will shows up.



5. Open it and click **replace**(替换 in screenshot), and you can see,



6. Click the first option “**uploading the firmware**”, please do not choose the second one. If your player is already plugged, you can find the color of **download**(下载) will change to green, click it and you can wait for the update.



7. When the update is finished, you can try the function of your player.

Note:

1. If your mp3 player can't be recognized by computer, please long press the play button for about 10 seconds when it is connected to the computer.
And if it shows that a new hardware is found, you can follow the instruction to install the driver.
After installation, please re-update the player according to the instruction.
2. This update tool is for Windows system, it may have compatibility problem with Linux System and Mac OS X.

**Please do not hesitate to contact us if you have any other questions about the update.
Thank you for your understandings!**