

SQUAWK™

RULES OF THE GAME

AGES
4+

2-4
PLAYERS

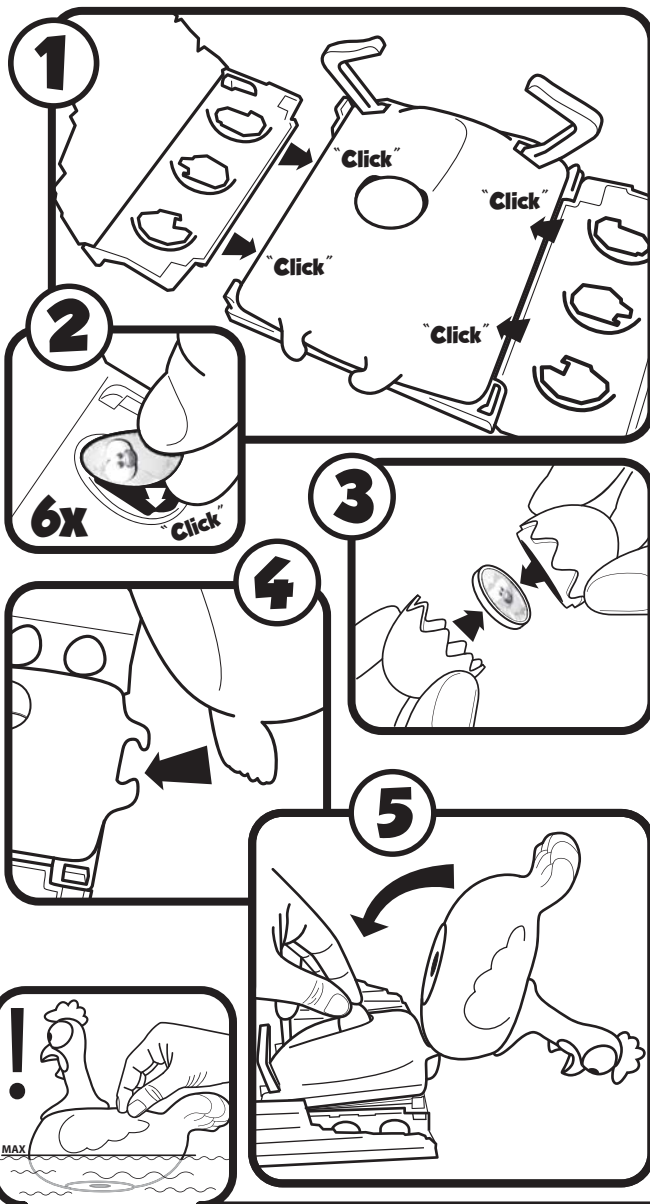
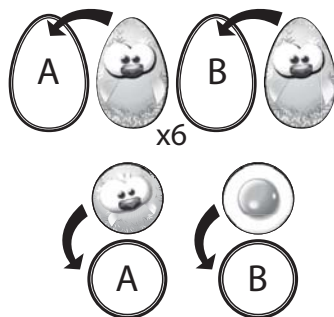
Contents

1 rubber chicken, 1 exploding hen house, 1 egg, 1 egg token, 6 chick tokens, 1 dice.

Getting Started

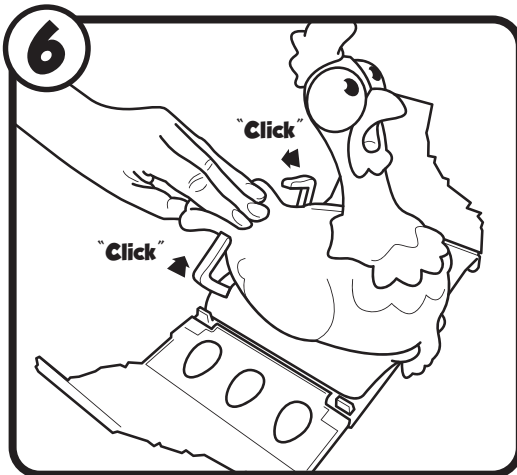
ADULT ASSEMBLY REQUIRED!

Apply the stickers:

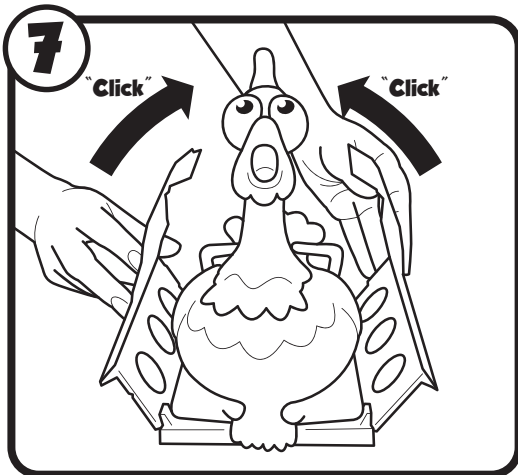


- 1** Attach the 2 side panels onto the base.
- 2** Push the 6 chick tokens into their spaces on the inside of the side panels.
- 3** Place the egg token inside the egg, pushing its two halves together.
- 4** Squeeze the chicken's feet into the slot on the front of the hen house.
- 5** Push and hold the egg into the hole in the middle of the base and pull the chicken's tail down over it.

Note: do not store the chicken inside the hen house after play as it could cause deformation. If the chicken does become deformed, soak the lower half of its body in warm water for a few minutes, as shown here, with adult assistance. Do not allow water to enter into the chicken's mouth or neck as it can temporarily effect its ability to make sound.




- 6** Hold the chicken's tail firmly down and lock it in place with the 2 latches.



- 7** Close the hen house.

How to Play

- The youngest player starts the game and play moves in a clockwise direction.
- On your turn, roll the dice. Then push down firmly on the chicken's chest (as shown in fig. 1) the number of times shown on the dice.
- If nothing happens play moves on to the next player.
- If the hen house bursts open and the chicken SQUAWKS and lays her egg: pick up the egg and crack it open, letting the egg token fall onto the table...
 - If it lands with the **egg side up**, bad luck! You win nothing this turn.
 - If it lands with the **chick side up**, congratulations! Take one of the chick tokens from inside the hen house and keep it in front of you.
 - Put the egg token back in the egg and then reset the chicken and hen house. Your turn is now over and play moves on to the next player.
- Play continues until all 6 of the chick tokens have been claimed. The player with the most chicks is the **WINNER!**



©2015 NPD Partnership Limited trading as Ooba. All rights reserved.
The SQUAWK name is a Trademark of NPD Partnership Ltd.

Please retain this information for future reference.
Warning: Do not use squeaker close to ear.
Misuse may cause damage to hearing.
MADE IN CHINA

WARNING:
CHOKING HAZARD – Toy contains small balls and small parts. Not for children under 3 years.

©2016 Mattel. All Rights Reserved. Mattel, Inc., 636 Girard Avenue, East Aurora, NY 14052, U.S.A. Consumer Services 1-800-524-8697. Mattel U.K. Ltd., Vanwall Business Park, Maidenhead SL6 4UB. Helpline 01628 500303. Mattel Australia Pty., Ltd., Richmond, Victoria. 3121. Consumer Advisory Service - 1300 135 312. Mattel East Asia Ltd., Room 503-09, North Tower, World Finance Centre, Harbour City, Tsimshatsui, HK, China. Tel.: (852) 3185-6500. Diimport & Diedarkan Oleh: Mattel Southeast Asia Pte. Ltd., No 19-1, Tower 3 Avenue 7, Bangsar South City, No 8, Jalan Kerinchi, 59200 Kuala Lumpur, Malaysia. Tel: 03-78803817, Fax: 03-78803867.

ooba
www.ooba-games.com

?
service.mattel.com

FDMS5-0970
1101290606-DOM
mattel
GAMES™